

GET A BATTERY THAT LASTS LONG, REALLY LONG



AMARON[®]

LASTS LONG, REALLY LONG.

INTRODUCTION

Amaron has firmly established itself as a distinguished force within the global automotive battery sector, renowned for its cutting edge and reliable battery solutions that resonate with a diverse and widespread audience. Amaron's high performance products, trusted by car owners worldwide, exemplify enduring strength and consistent power. Amaron's utilization of state of the art technology ensures not only smooth vehicle starts but also optimal operational efficiency. This technological prowess positions Amaron as the preferred choice among discerning drivers on a truly international scale.

Amara Raja Energy Mobility Limited, formerly known as Amara Raja Batteries Ltd, plays a pivotal role as a technological trailblazer within the esteemed Amara Raja Group. As a leading manufacturer of lead acid batteries, Amaron caters comprehensively to the diverse needs of both the industrial and automotive sectors in India's dynamic storage battery industry. Going beyond national borders, Amaron's industrial and automotive batteries have found homes in over 55 countries worldwide, cementing the company's status as a key player on the global stage. This global reach underscores Amaron's unwavering commitment to deliver top tier solutions that captivate audiences around the world.



MILESTONES

▶ Amara Raja Batteries Ltd established at Tirupati, Andhra Pradesh, India

1985

▶ Introduced Amaron Automotive Batteries

2000

▶ First to introduce 2W AGM Batteries in India

▶ Introduced PRO & GO range

2004

▶ Introduced FLO range

2007

▶ Inaugurated Amara Raja Growth Corridor (ARGC) at Chittoor, Andhra Pradesh, India

2008

▶ Introduced EFB Start Stop Batteries

2015

2019

▶ Introduced AGM Batteries (JADE)

2022

▶ Launch of PEARL Marine Deep Cycle Batteries

▶ Amara Raja Batteries Ltd name changed in Amara Raja Energy & Mobility Ltd

2023

▶ Introducing AGM Auxiliary and Lawn & Garden Battery

2024

PASSENGER CAR BATTERIES



ADD FORCE TO YOUR FOUR-WHEELER

In the fusion of our daily automotive experiences, cars seamlessly integrate into our lives, offering a sense of comfort and connection. The key to unlocking the ultimate driving comfort lies in a powerful start. This unparalleled experience is made possible only with a hi-cranking power battery, the heartbeat of your vehicle. Elevating this experience to new heights is the unmatched performance of Amaron automotive batteries, where every ignition is not merely a mechanical start but a symphony of power and precision.

Engineered with a meticulous focus on high heat tolerance, Amaron automotive batteries stand as beacons of reliability in the face of challenging conditions. What sets us apart is the ground-breaking RAD GRID technology, ensuring not just a powerful start but sustained power and an extended cyclic life. In the realm of automotive batteries, Amaron emerges as the standard-bearer of excellence, where every turn of the key is a testament to our commitment to superior performance. Since our inception in 2000, Amaron has consistently elevated the driving experience, earning unwavering customer satisfaction and loyalty across the expansive landscape of rural, semi-urban, and urban markets pan India and Global markets. Welcome to a journey where technology meets trust, and every start is a testament to Amaron's enduring excellence.

RAD GRID SLI BATTERY CONSTRUCTION

BIC Vent

Superior design with Built in Vent Seal, Flame Arrestor and Improved Gas Exit Profile - prevents acid spewing during Recharge and Improved Safety feature. Superior Drain- Back design supports zero maintenance

Cast on Strap

The wide cast-on strap supports better conductivity and allows for more current, resulting in faster cranking

Positive Grid Design

Radial grid design facilitates quick current flow and offers high heat tolerance, with the advanced paste recipe in the grid enhancing corrosion resistance for increased durability.

PE Separator

High Performance robust PE separator – lowering internal resistance and higher CCA



SLI BATTERIES WITH RAD GRID TECHNOLOGY








WHAT POWERS OUR BATTERIES!

AMARON with RAD GRID Technology

Batteries with the break-through RAD GRID technology are built with advanced plate making process for excellent conductivity and robust design.

This ensures superior battery performance with longer life in all type of passenger vehicles.

ADVANTAGES OF RAD GRID TECHNOLOGY

-  • Higher cranking performance
-  • Zero Maintenance
-  • Optimised Lead Distribution
-  • Consistence in battery performance
-  • Higher cyclical life (Longer life)

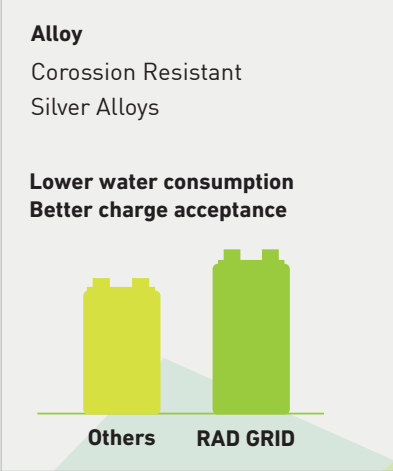
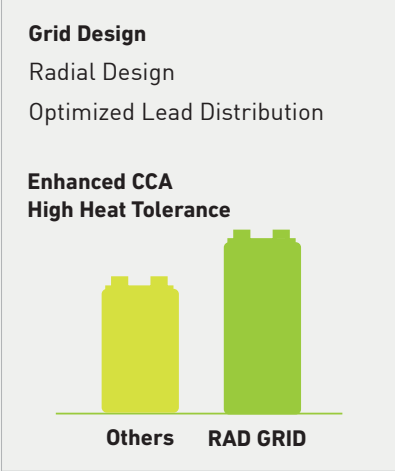


SLI RAD GRID SERIES



Battery	RAD GRID	Applications	Consumers	Cold Cranking Amps
PRO	✓	All premium vehicles with high power needs		
FLO	✓	All standard vehicles with medium power needs		
GO	✓	All standard vehicles with basic power needs		

RAD GRID TECHNOLOGY DESIGN AND FEATURES



DATA SHEET

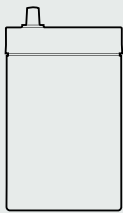
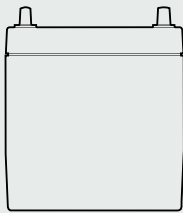
AMARON PRO/FLO/GO

BCI Group	Battery Model	Series	Ref. AH Capacity @ C20	-18°C	0°C	RC in mins	Inches			Millimeters (mm)			Terminal
				CCA @ 0°F Amps(SAE)	CA @ 32°F Amps(SAE)		L	W	H	L	W	H	
	50B19 L/R	PRO	40	342	410	55	7.36	5.00	8.94	187	127	227	T1
	46B19 L/R	FLO	35	304	365	52	7.36	5.00	8.94	187	127	227	T1
	34B19 L/R	GO	32	250	300	38	7.36	5.00	8.94	187	127	227	T1
	42B20 R/L/RS/LS/ BH	FLO	35	335	400	55	7.76	5.08	8.94	197	129	227	T1/T2
	38B20 R/L	GO	35	300	360	43	7.76	5.08	8.94	197	129	227	T1/T2
51/51R	65B24 R/RS/L/LS	PRO	50	420	500	80	9.37	5.08	8.94	238	129	227	T1/T2
	55B24 R/RS/L/LS	FLO	45	380	456	75	9.37	5.08	8.94	238	129	227	T1/T2
	45B24 R/RS/L/LS	GO	45	335	400	56	9.37	5.08	8.94	238	129	227	T1/T2
25	90D23 R/RBH	PRO	65	560	670	114	9.13	6.81	8.86	232	173	225	T2
	85D23 R/RBH	FLO	60	550	660	110	9.13	6.81	8.86	232	173	225	T2
	55D23 R/RBH	GO	60	540	640	74	9.13	6.81	8.86	232	173	225	T2
35	90D23 L/LBH	PRO	65	560	670	114	9.13	6.81	8.86	232	173	225	T2
	85D23 L/LBH	FLO	60	550	660	110	9.13	6.81	8.86	232	173	225	T2
	55D23 L/LBH	GO	60	540	640	74	9.13	6.81	8.86	232	173	225	T2
24/24R	110D26 R/L/ BH	PRO	80	670	800	150	10.24	6.81	8.86	260	173	225	T2
	100D26 R/L/ BH	PRO	70	620	740	128	10.24	6.81	8.86	260	173	225	T2
	95D26 R/L/ BH	FLO	65	600	720	115	10.24	6.81	8.86	260	173	225	T2
	80D26 R/L/ BH	FLO	60	500	600	110	10.24	6.81	8.86	260	173	225	T2
	75D26 R/L/ BH	GO	60	450	540	98	10.24	6.81	8.86	260	173	225	T2
	65D26 R/L/ BH	FLO	50	420	500	90	10.24	6.81	8.86	260	173	225	T2

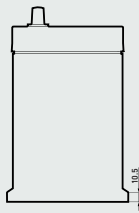
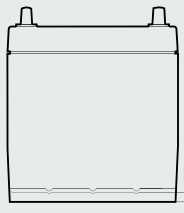
DATA SHEET
AMARON PRO/FLO/GO

				-18°C	0°C		Inches			Millimeters (mm)			
BCI Group	Battery Model	Series	Ref. AH Capacity @ C20	CCA @ 0°F Amps(SAE)	CA @ 32°F Amps(SAE)	RC in mins	L	W	H	L	W	H	Terminal
27/27R	125D31 R//L/ BH	PRO	95	775	930	165	12.05	6.81	8.86	306	173	225	T2
	115D31 R//L/ BH	FLO	90	750	900	160	12.05	6.81	8.86	306	173	225	T2
	105D31 R//L/ BH	FLO	80	700	840	160	12.05	6.81	8.86	306	173	225	T2
	95D31 R//L/ BH	GO	70	600	720	125	12.05	6.81	8.86	306	173	225	T2
99 (T4/LB1)	DIN 45	PRO	45	365	430	76	8.15	6.89	6.89	207	175	175	T2
140R (H4/L1)	DIN 50	PRO	50	430	510	86	8.15	6.89	7.48	207	175	190	T2
47 (H5/L2)	DIN 55/ DIN55R	PRO	55	500	600	103	9.53	6.89	7.48	242	175	190	T2
42 (T5/LB2)	DIN 55	PRO	55	484	580	95	9.53	6.89	6.89	242	175	175	T2
	DIN 60	PRO	60	528	630	109	9.53	6.89	6.89	242	175	175	T2
47 (H5/L2)	DIN 66/ DIN 66R	PRO	66	550	660	121	9.53	6.89	7.48	242	175	190	T2
48 (H6/L3)	DIN 74/ DIN74 R	PRO	74	690	820	131	10.94	6.89	7.48	278	175	190	T2
92 (T7/LB4)	DIN 80	PRO	80	704	845	143	12.40	6.89	6.89	315	175	175	T2
49 (H8/L5)	DIN 90	PRO	90	736	880	162	13.90	6.89	7.48	353	175	190	T2
49 (H8/L5)	DIN 100	PRO	95	874	1040	181	13.90	6.89	7.48	353	175	190	T2
65	GR65-75R	FLO	70	700	840	150	12.05	7.48	7.56	306	190	192	T2

HOLD DOWN AND CONTAINER FEATURES

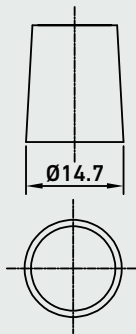


B0-NORMAL

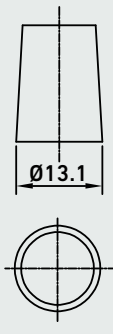


B13-BOTTOM HOLD

TERMINAL TYPE

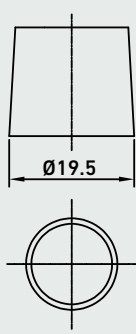


Positive Terminal

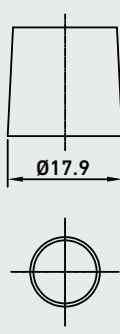


Negative Terminal

T-1



Positive Terminal



Negative Terminal

T-2



WORLD SCALE MANUFACTURING PLANTS



AGM/EFB

ADVANCEMENT OF BATTERY TECHNOLOGY FOR HYBRID VEHICLES

Governments are continually updating emission regulations to curb pollution, compelling automobile manufacturers to confront the challenges of compliance. These regulatory pressures have driven technical research, resulting in significant advancements in both engine and battery technologies. As a consequence, a new generation of hybrid vehicles has emerged, spanning from compact mini and micro hybrids to advanced hybrid models, featuring innovative idle-stop-start systems.

The advantages of these advancements are manifold:

Emission Reduction: The implementation of hybrid technology has led to a substantial reduction in emission particles, contributing to cleaner air and a more sustainable environment.

Fuel Efficiency: Hybrid vehicles harness the power of multiple engine stops and starts, resulting in noteworthy fuel savings. This not only benefits consumers by reducing their fuel expenses but also helps in minimizing the overall carbon footprint.

To meet the stringent emission standards, battery technology has seen remarkable progress. This progress has resulted in the development of Enhanced Flooded Batteries (EFB) for entry-level hybrid vehicles and Absorbent Glass Mat (AGM) batteries for advanced hybrid models. These advanced batteries are pivotal in enhancing the performance and efficiency of hybrid vehicles while also meeting the demanding requirements of modern emission standards.



AGM/EFB

EFFICIENCY AND INNOVATION

HOW AUTOMATIC START-STOP SYSTEMS AND REGENERATIVE BREAKING SYSTEM ARE CHANGING THE FUTURE OF VEHICLE TECHNOLOGY

► Automatic start-stop system function:

Detects when the car is stationary

Based on sensors, determines various factors about the car's operating mode

Stops the engine when the car is stationary and in neutral or when speed falls below a certain value

Electrical systems are still powered by the vehicle's battery when the engine is off

Engine restarts when the clutch is actuated or the brake is released (for automatic/dual-clutch transmission vehicles)

► Sensors involved in the automatic start-stop system:

Neutral Gear Sensor

Wheel Speed Sensor

Crankshaft Sensor

Electronic Battery Sensor (EBS)

► Components of the starter unit are reinforced to handle the increased number of starts

► Batteries for automatic start-stop systems:

AGM (Absorbent Glass Mat) batteries are designed for vehicles with start-stop and Regenerative Breaking systems

AGM batteries can efficiently accept energy generated through Regenerative Breaking System

EFB (Enhanced Flooded Battery) batteries are for entry-level start-stop systems

► Regenerative Breaking System (generation of electricity from braking energy):

Electrical energy is generated when the vehicle brakes, and the engine goes into thrust mode

The recovered energy is fed back into the battery for use during stop phases

AGM batteries are essential for efficient Regenerative Breaking System

Some vehicles decouple the generator during acceleration phases to improve efficiency and use the battery to power electrical functions

ISS VS CONVENTIONAL VEHICLES











Feature	Advanced Hybrid ISS Vehicle	Conventional Non ISS Vehicle
Powertrain	Uses an internal combustion engine (ICE) and one or more electric motors to power the vehicle	Uses an ICE only to power the vehicle
Battery	High-capacity battery that can be recharged by the ICE, electric motors, and regenerative braking	Smaller battery that is used to start the engine and run electrical accessories
Fuel economy	Typically achieves better fuel economy than conventional vehicles due to the use of electric motors	Fuel economy depends on the size and efficiency of the engine, as well as the driving conditions
Emissions	Produces fewer emissions than conventional vehicles due to the use of electric motors	Emissions depend on the size and efficiency of the engine, as well as the driving conditions
Charging system	Optimizes for AGM batteries	Not optimized for AGM batteries

Operating Mode	Advanced Hybrid Vehicle
Electric-only mode	The vehicle is powered by the electric motors and the ICE is turned off. This is typically the most fuel-efficient mode and produces the lowest emissions.
Hybrid mode	The ICE and electric motors work together to power the vehicle. This mode is typically used when the vehicle needs more power, such as when accelerating or driving uphill.
Engine-only mode	The ICE is the only source of power for the vehicle. This mode is typically used when the vehicle is travelling at high speeds or when the battery is depleted.




CARS HAVE MORE POWER DEMAND AND WE HAVE SOLUTIONS FOR THAT

When it comes to battery power, cars can be pretty demanding. Even in older cars, there are huge differences when it comes to energy consumption. The number of electronic devices, the climatic conditions, or the type of traffic (e.g., around town vs. highway) can all play a role. We provide ranges of batteries to meet all customer needs.


Battery technology	Start-Stop	Cold Cranking Amps	Cycle life compared to conventional batteries	Type of Vehicle Application
AGM must be replaced with AGM.			Enhanced	Amaron Jade AGM All start-stop applications + modern cars with superior needs.
EFB can be replaced with EFB or AGM start stop batteries.			Improved	Amaron Onyx EFB Cars with entry-level start –stop power needs.
CONVENTIONAL Batteries should always be replaced with the equivalent battery to meet the car’s needs. You need more power because of extreme climate conditions or more electronic devices? AGM or upgrade within our SLI product range.				Non Start Stop PRO-FLO. Conventional cars with Superior Power needs.
				GO Cars with lower power needs.

***Beware of the dangers of replacing AGM or EFB with a conventional battery.**


Serious performance and safety risks might occur when a conventional battery is fitted to a start-stop vehicle. This applies even if the start-stop function will be deactivated by the driver.




Loss of warranty




Failure of comfort functions



Acid spillage can cause damage to other engine parts



Overcharging may cause the battery to become hot and rupture



Start-Stop function will not work properly


















JADE AGM BATTERIES

WHAT SETS OUR BATTERIES APART! AMARON with Absorbent Glass Mat (AGM) construction



AGM, or Absorbent Glass Mat, is a type of improved lead-acid battery that provides greater power to satisfy today's increased energy demands in cars and start-stop applications. AGM batteries are exceptionally vibration resistant, completely sealed, non-spillable, and require no maintenance. AGM batteries designed with superior safety features. Thus, making them the most suitable for big automobiles, SUVs, vans, and other vehicles with increased energy throughout battery life.

ADVANTAGES OF AGM TECHNOLOGY

- | | | |
|--|---|--|
|  Higher cold cranking performance |  Higher Safety |  Higher Corrosion Resistance |
|  Higher Life |  No Terminal Corrosion |  Faster Recharge |
|  Zero Maintenance |  Low self discharge |  Recombinant VRLA (valve regulated) |
|  Non Spill able/Leak Proof |  Fit and forget |  Long shelf life |
|  Vibration resistant |  Absorbent glass mat |  Supports Start Stop system Aids Reduced Fuel Consumption and CO ₂ Emissions |
|  Fully sealed battery |  Regenerative braking | |

FUTURE READY
TECHNOLOGIES
FOR FUTURISTIC
VEHICLES



AGM BATTERY CONSTRUCTION

Polypropylene Container:

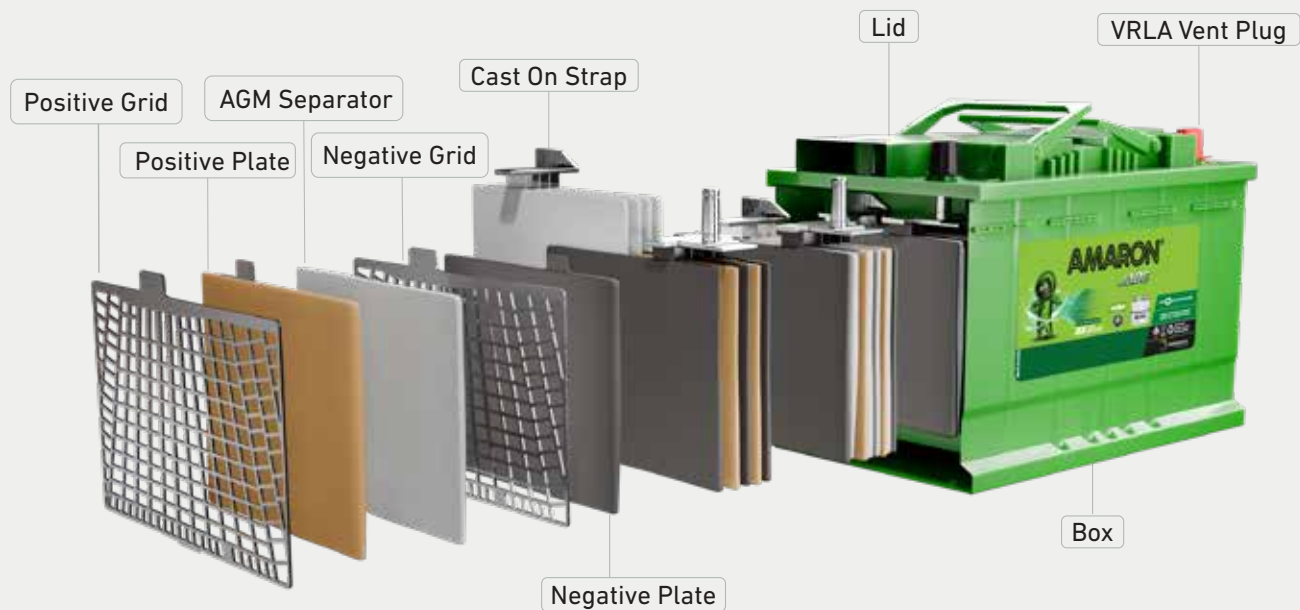
- Made of high quality durable material strengthens to withstand internal pressure

Largest cast on Strap Area:

- Helps in High Vibration resistance minimizing the shedding of Active material

Special Cover Structure assures Safety.:

- Sealed and Non-Spillable AGM Design eliminated need for frequent Maintenance & Top-Up
- Eliminates emission of Gases due to its recombinant nature



RAD GRID Technology:

- Constructed with more lead and uniform wire/mesh thickness maximizes current flow and increases charge efficiency
- Dynamic Charge Acceptance: Faster charging and discharging performance
- High Tin calcium alloy ensures highest corrosion resistance
- Low Internal resistance leads to Highest Cranking Power

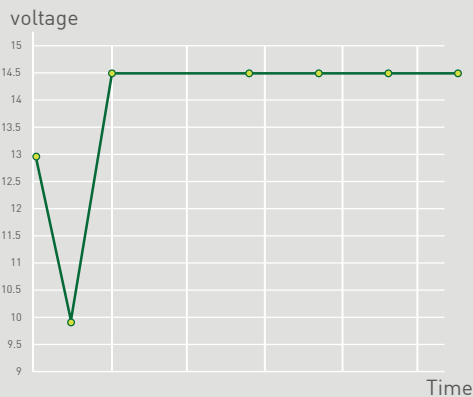
AGM Separator:

- Ultra High Strength glass mat micro-Porous separator absorbs electrolyte eliminates acid spills & terminal corrosion
- Optimized component compressed packing reduces loss of active material
- Highly efficient and maximum charge reaction due to even distribution of electrolyte

LOAD DIAGRAM

Battery in conventional vehicle

The battery requirements from charge/discharge cycles are in the “normal” range.

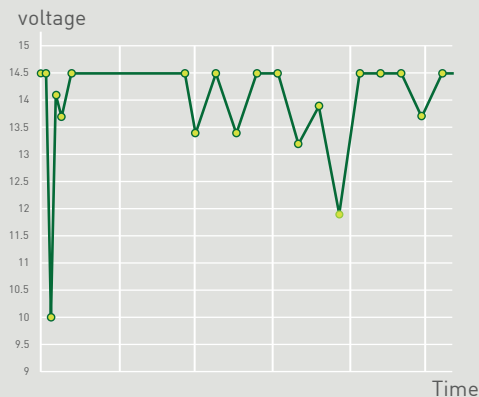


Characteristic

A start operation followed by recharging.

Battery in start-stop vehicle

Start-stop system dramatically altered the load profile. It demands a battery which can withstand high cyclic frequency, ensuring a reliable power supply.



Characteristic

Large number of start operations, resulting in higher load on the battery.

				-18°C	0°C		Inches			Millimeters (mm)			
BCI Group	Battery Model	Series	Ref. AH @ C20	CCA @ 0° F	CA @ 32° F	RC in mins	L	W	H	L	W	H	Terminal
140R (H4/L1)	H4-Din 50	Jade	50	500	600	80	8.15	6.89	7.48	207	175	190	T2
47 (H5/L2)	H5-Din 60	Jade	60	680	816	105	9.53	6.89	7.48	242	175	190	T2
48 (H6/L3)	H6-Din 70	Jade	70	760	912	120	10.94	6.89	7.48	278	175	190	T2
94R (H7/L4)	H7-Din 80	Jade	80	850	1020	140	12.40	6.89	7.48	315	175	190	T2
49 (H8/L5)	H8-Din 95	Jade	95	900	1080	160	13.90	6.89	7.48	353	175	190	T2
95R (H9/L6)	H9-Din 100	Jade	100	950	1140	190	15.55	6.93	7.48	395	176	190	T2
65	GR-65	Jade	68	750	900	120	12.05	7.56	7.56	306	192	192	T2
35	GR-35	Jade	55	650	780	100	9.06	6.93	8.86	230	176	225	T2
24F	GR 24F	Jade	70	710	852	120	10.75	6.81	9.02	273	173	229	T2
51	GR51	Jade	41	435	522	45	9.37	5.08	8.74	238	129	222	T2
AUXILLIARY AGM													
AUX14R	AUX14R	Jade	14	200			5.91	3.43	5.71	150	87	145	Square
AUX12R	AUX12R	Jade	12	180			5.91	3.43	5.12	150	87	130	Square

ONYX EFB (ISS)

WHAT SETS OUR BATTERIES APART!




EFB Batteries are Conventional Flooded Lead Acid batteries in design with improved specification and Performance. EFB Batteries features with increased cyclic durability and an improved charge acceptance by current and designed with various changes to battery construction and materials.


EFB Batteries offers a cost effective solution for entry Level Idle Stop Start (ISS) vehicles where the battery will not be operating at such a low State of charge (SOC) as an AGM Battery. Entry Level Vehicles already have lower CO₂ emission than High performance and advanced specification vehicles which requires AGM Battery.


Dynamic Charge Acceptance (DCA) to accept charge immediately after starting the engine and from energy produced by Regenerative Breaking system is twice that of a conventional flooded battery.





EFB TECHNOLOGY


- 


High dynamic charge acceptance over battery lifespan
- 

Extra energy and extra life for vehicles with ISS systems
- 

Optimised regenerative braking functionality in vehicles with Start-Stop systems - ensuring maximum fuel savings and less CO₂ emissions
- 

Optimal operation in engine compartment
- 

RAD GRID technology
- 

Large number of vehicle models coverage from a limited number of SKUs
- 

Long shelf life

Conventional Battery	EFB Battery with Carbon Plus
Charge acceptance	x2
Cycle life	x3
Energy availability	x3



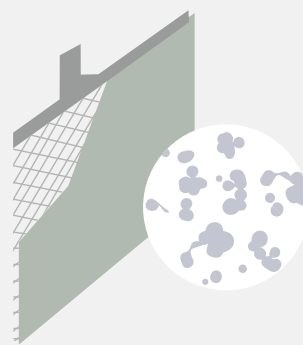


CARBON PLUS IN EFB BATTERIES

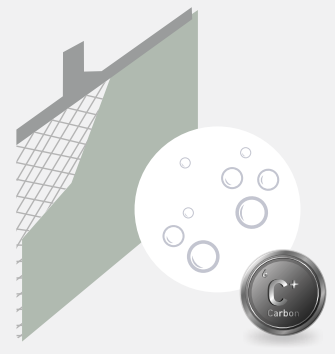
Idle Stop Start system vehicles have multiple stops and starts everyday due to short runs, engine switch off when vehicle is not moving causing frequent discharges. In city driving, there will be higher number of charge discharge cycles and normal batteries without longer duration of charging are prone to sulphation and acid stratification, damaging battery life span.

Sulphation

During life span of batteries lead sulphate particles formed during chemical reaction creates a layer on the negative plates. This lead sulphate layer delays recharging process, as current supplied is mainly used for dissolving the lead sulphate.




Without Carbon Plus
The plates are covered with sulfate



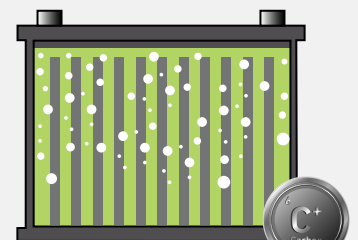
With Carbon Plus
Sulfate is reduced due to Carbon Plus Technology

Acid Stratification

Lead Sulphate particles formed on the plates during discharging, starts dissolving into electrolyte during charging and turn into sulphuric acid. This is heavier than the electrolyte, so it sinks to the bottom, creating a range of negative effects, including reduced capacity. Stratification also occurs if the battery charge is regularly around 80-90%, which is common in EFB batteries which are fitted in Idle start stop system.



Without Carbon Plus
Causing uneven acid concentration at plate surface level



With Carbon Plus
Controlled gassing mixes the electrolytes and reduces stratification. Even distribution of acid in the electrolyte boosts controlled gassing and reduces stratification

Amaron EFB batteries are added with unique carbon additives which dissolves the lead sulphate particles from negative plate at higher speed. This causes faster recharging of the battery hence safeguards from sulphation and acid stratification-This boost Dynamic Charge Acceptance (DCA).

The carbon additives also supports controlled gassing during recharging , which keeps the electrolyte mixed with even distribution of sulphuric acid and further reduces stratification.

THE BENEFITS OF CARBON PLUS



Improved charge acceptance



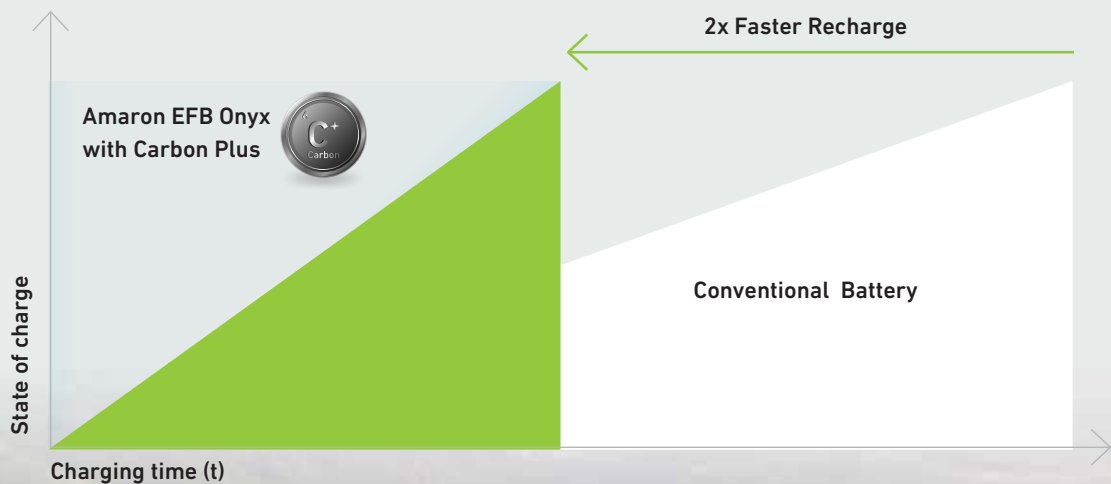
Reduced acid stratification



Faster recharging



Enhanced cycling endurance



Lab tests show that it takes significantly less time to recharge an Amaron EFB Onyx Carbon Plus Battery than a conventional battery under the same conditions.



ONYX EFB (ISS) FEATURE

Battery Model	OLD JIS Designation	Ref. AH @ C20	CCA @ -18°C Amps(EN)	Assembly Layout	L (mm)	B (mm)	H (mm)	Terminal	Case Type	Hold Down
M42-50B20R		40	360		197	129	227	T1	B20	B0
M42-50B20L		40	360		197	129	227	T1	B20	B0
N55-65B24L		50	450		238	129	227	T1	B24	B0
N55-65B24R		50	450		238	129	227	T1	B24	B0
Q85-90D23L		65	600		232	173	225	T2	D23	B0
S95-105D26L		72	650		260	173	225	T2	D26	B0
T110-130D31L		95	800		306	173	225	T2	D31	B0
L3-DIN70L		70	620		278	175	190	T2	H6	B13



PEARL MARINE BATTERIES

WHAT SETS OUR BATTERIES APART!



At the heart of every marine vessel lies an intricate network of electrical systems, powering essential functions ranging from propulsion to navigation, communication, and onboard amenities. In this intricate ecosystem, Amaron Pearl marine batteries serve as the lifeblood, providing the energy needed to ignite engines, illuminate cabins, operate electronics, and navigate uncharted waters. Unlike their terrestrial counterparts, Amaron Pearl marine batteries are engineered with deep cycle design to withstand the harsh elements and demanding conditions of the open sea.

THE ULTIMATE DUAL-PURPOSE BATTERIES

Perfect for boats, trailers, and more, Amaron Pearl batteries deliver both starting power and ongoing energy. Designed to function as both deep cycle and cranking marine batteries, they reliably start engines and power devices like trolling motors. Experience unparalleled versatility of dual purpose Amaron Pearl batteries!

FEATURES



Deep Cycle

The hallmark of marine batteries lies in their deep-cycle design, tailored to deliver sustained power over extended periods.



Durable Under Tough Conditions

Thriving amidst the ceaseless tumult of marine environments, Amaron Marine batteries exhibit remarkable resilience to vibration, shock, and corrosion



Robust Poly Design

With its strong poly design, this product is tough, handles vibrations well, resists bulging, and is easy to install anywhere.



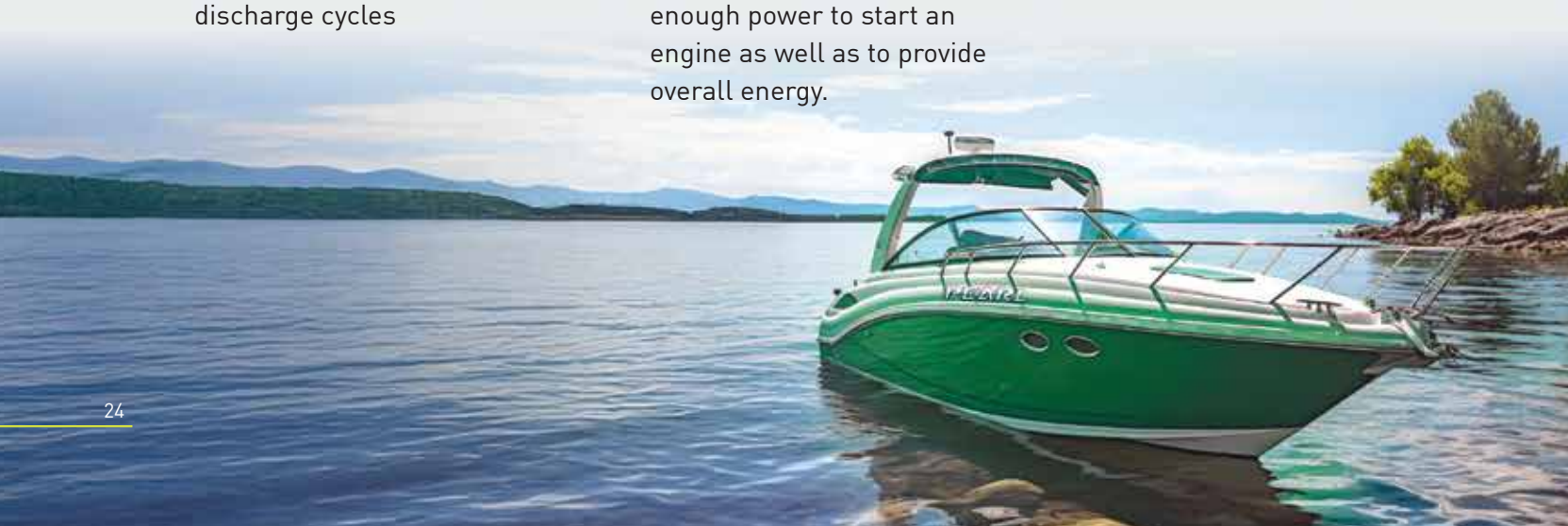
Higher Cyclical Life

Designed to withstand repeated recharge & discharge cycles



Dual-Purpose

Amaron Pearl Marine batteries are ideal to provide enough power to start an engine as well as to provide overall energy.



SUPERIOR MCA (MARINE CRANKING AMPS) RATED BATTERIES

Amaron Pearl batteries boast exceptional MCA ratings. The MCA rating is the maximum current a battery can sustain for 30 seconds at 32°F (0°C) while maintaining a voltage of 7.2 volts. This MCA rating is one-third higher than the corresponding Cold Cranking Amps (CCA) rating.

STARTING POWER:

The MCA rating measures the battery’s starting power, indicating how much power it can deliver in a short burst.

OPTIMAL PERFORMANCE:

Choose Amaron Pearl batteries with a higher MCA rating for optimal performance.

BATTERY MODEL APPLICATIONS:

Battery Model	Application
MR-BH M24-70R-RADG	Starts engines upto150 hp with basic electrics
MR-BH M27-90R-RADG	Starts engines upto 350 hp with basic & optional electrics
MR-BH M31-105R-RADG	Starts engines 350 hp + with basic & optional electrics

BASIC ELECTRICS

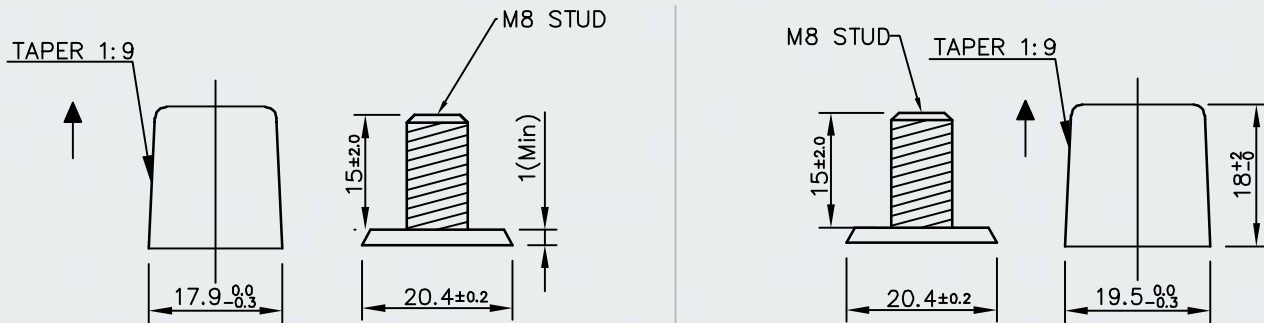
- Control Instruments
- Standard Lighting
- Bilage Pump
- UHF/VHF Radio

OPTIONAL ELECTRICS



- Extra Lighting
- GPS
- Fish Finder
- Auto Pilot
- Trim Tabs
- Fridge

BCI Group	Battery Model	Series	Ref. AH Capacity @ C20	-18°C	0°C	RC in mins	Inches			Millimeters (mm)			Terminal
				CCA @ 0°F Amps(SAE)	CA @ 32°F Amps(SAE)		L	W	H	L	W	H	
24	M24-70	PEARL	70	600	720	115	9.37	5.08	8.94	238	129	227	T2/M8
27	M27-90	PEARL	90	750	900	145	12.05	6.81	8.86	306	173	225	T2/M8
31	M31-105	PEARL	105	900	1080	195	12.99	6.77	9.37	330	172	238	T2/M8


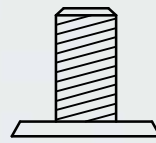
TERMINAL LAYOUT



TERMINAL TYPE



Negative Terminal



Positive Terminal



HIWAY- HEAVY DUTY COMMERCIAL VEHICLE BATTERY










BATTERIES THAT MEAN BUSINESS



If you want your commercial vehicle to be as professional as yourself, look no further than Amaron. Our batteries are subjected to rigorous performance tests so that they deliver without fail every time. After all, there is no room for interruption or breakdown in a hyper competitive business environment. Your battery needs to be fighting fit in the harshest of terrains and in extreme weather conditions. Amaron's advanced zero maintenance batteries make sure that they will go the extra mile without any fear.

FEATURES

-  • High Cranking Power
-  • Improved Safety
-  • Vibration Resistance
-  • Factory Charged- Ready to Use
-  • High Heat Tolerance
-  • Highest Reserve Capacity
-  • Long Life

DATA SHEET

AMARON HIWAY & HARVEST

BCI Group	Battery Model	Series	Ref. AH Capacity @ C20	-18°C	0°C	RC in mins	Inches			Millimeters (mm)			Terminal
				CCA @ 0° F Amps(SAE)	CA @ 32° F Amps(SAE)		L	W	H	L	W	H	
31	GR31-1000	HI-WAY	100	1000	1200	160	12.99	6.77	9.37	330	172	238	T2
4D	NTX00D04R	HI-WAY	150	1000	1200	300	21.26	8.74	9.45	540	222	240	T2
4D	NT165D04R	HI-WAY	165	1050	1260	325	21.26	8.74	9.45	540	222	240	T2
4D	NT180D04R	HI-WAY	180	1150	1380	355	21.26	8.74	9.45	540	222	240	T2
8D	245H52R	HI-WAY	200	1200	1440	400	20.47	10.91	9.72	520	277	247	T2



AMARON®

LASTS LONG, REALLY LONG.

THE JOY OF RIDING STARTS FROM THE GENTLE PUSH OF THE SELF-START

Amaron Two Wheeler Batteries

INSTANT CRANKING THAT REVS UP ALL CAPACITY ENGINES



Zero Maintenance



Corrosion Resistance



Long Service Life



ANY WEATHER. ANY TERRAIN. HASSLE-FREE STARTING

ROBUST BATTERY TECHNOLOGY FOR ALL TYPES OF 2 WHEELERS

Whether you're an adventure sports enthusiast or a regular commuter, riding becomes a pleasure only when the engine is powered to life without a hitch, any time, every time. As one of the world's largest battery manufacturers, Amara Raja understands this universal need of two-wheelers - be it a sports bike or a scooter - only too well.

Amaron is a Sealed AGM Battery manufactured with state-of-art Lead Acid Battery Technology. Its availability in a wide array of power options makes it a battery with global appeal, ideal for any two wheeler model anywhere in the world.

STURDY AND RESILIENT TO THE CORE

High Corrosion Resistance



Lowest corrosion due to durable alloy materials and molecular realignment.

Vibration Resistance



Integrated material reduces vibration extends the battery life, making it highly durable and reliable

Hi-Cranking Power



Unique internal design delivers higher cranking power, allowing for an instant vehicle start

Zero-Maintenance



Fit and forget, designed for reliable performance during the entire life

Long Service Life



Oxygen recombination principle prevents water loss and MSG grid making process increases battery life.

Spill-Proof



Absorbed glass mat, makes the battery spill-proof unlike conventional batteries.



OXYGEN RECOMBINATION PRINCIPLE

Increased efficiency and extended life span

Possible only in Sealed AGM Batteries, this recombination process reduces the amount of water lost from the battery while also preventing the build-up of pressure inside the battery. This makes Amaron ideally the best batteries for high powered engines that require long-term backup power.


ULTRA-LIGHT WEIGHT YET HIGHLY DURABLE

Ease of handling and maintenance

Light weight yet highly durable battery cover and container are made of eco-friendly, non-corrosive PPCP material. The significant light weight feature enables easy handling of the batteries while also contributing to reduced weight of the two wheeler




Amaron Batteries – Instant Power for Every Engine Type



Cruiser Bikes



Sports Bikes



Adventure Bikes



Standard Bikes



Scooters

MADE FOR INSTANT CRANKING - WHEREVER YOUR RIDE TAKES YOU

Blazing summers or chilly winters, heavy rains or snowfall, Amaron two-wheeler batteries ensure your engine comes to life without the least struggle. Whichever part of the world you are in and whatever the 2 wheeler you drive, be sure of the highest levels of performance in any climatic conditions.

Tested in some of the world's harshest terrains for higher cranking performance, Amaron never lets you down. Be it a dirt road or a hilly or forest area, just crank the engine with ease and rev up through any kind of terrain with ultimate confidence.

Battery Model	Assembly Layout	Volt	Capacity @ 10hrs	L	W	H
ETX2.5L		12	2.5	80	70	105
ETX5L		12	5	120	60	130
ETX9R		12	9	137	75	139
ETX7R		12	7	152	59	132
ETZ4L		12	3	113	70	85
ETZ5S		12	3	113	70	85
ETZ5L		12	4	113	70	105
ETZ7L		12	6	113	70	130
ETZ9R		12	8	150	87	105
ETZ14R		12	12	150	87	145

CERTIFICATIONS EARNED,
TRUST GAINED

YOUR ASSURANCE OF QUALITY



AMARON[®]

LASTS LONG, REALLY LONG.

LONG LIFE FOR EVERY VEHICLE



- * Modification of the catalogue is not permitted.
- * Images shown in the catalogue are indicative, actual images may differ and for representational purposes only.
- * Amara Raja's design improvement is a continuous process. As a result, specifications may change without prior notice.
- * The values mentioned in the specification tables are nominal and are subject to change without any prior intimation due to our continuous improvement program.

LONG LASTING PERFORMANCE FOR EVERY VEHICLE



AMARON[®]

LASTS LONG, REALLY LONG.

Amara Raja Energy & Mobility Limited

Terminal A, 1-18/1/AMR/NR, Nanakramguda, Gachibowli, Hyderabad - 500032. India.
T: +91 40 23139000 F: +91 40 23139001 www.amararajaeandm.com / www.amaron.com